

Principal: Kay Hansen  
 Enrollment: 365  
 Address: 200 S. Latah  
 Boise, Idaho 83705  
 Phone: 208-854-5260  
 Fax: 208-854-5261  
 Website: [www.boiseschools.org/schools/jefferson.html](http://www.boiseschools.org/schools/jefferson.html)

# JEFFERSON ELEMENTARY SCHOOL

## School Performance Report 2008-09

### OUR MISSION

"We educate students to be lifelong learners and contributing citizens"

### KEEPING YOU INFORMED

This school performance report is a summary of how your child's school and its students are performing on tests required by the state. No single report, however, can tell the whole story of a school's educational program or the people who work and learn there. We encourage you to find out firsthand by visiting your child's school and taking an active role in your child's learning. Studies show that when parents are involved, students do better in school.



**"Educating Today for a Better Tomorrow"**

### OUR SCHOOL COMMUNITY

Many factors, such as how often a child attends school, moving frequently, and English language experience, influence school achievement. Measuring these characteristics helps us understand our students' needs.

#### ABOUT OUR STUDENTS

<i>School (%)</i>		<i>District Avg.</i>
365	Total Enrollment	24,773
24.4%	English Language Learners	7.3%
76%	Free/Reduced Lunch (1-6)	43.0%
5.4%	Gifted & Talented Participants (2-6)	7.2%
12.7%	Special Ed Program Participants	12.2%
96.3%	Average Daily Attendance	96.8%

We are committed to ensuring that our students are taught by a highly trained and qualified staff of instructors.

#### ABOUT OUR STAFF

16.1	Average years of experience
60.9%	Percent who hold a master's degree
100%	Percent who are certified by the state

#### ABOUT AVERAGE CLASS SIZES

<u>Grade</u>	<u>Our school</u>	<u>District</u>
Kindergarten	23.0	21.7
First grade	19.7	20.6
Second grade	18.4	22.5
Third grade	22.4	22.8
Fourth grade	27.0	26.0
Fifth grade	20.8	25.7
Sixth grade	20.8	26.0
<b>Elementary Average</b>	21.5	23.4

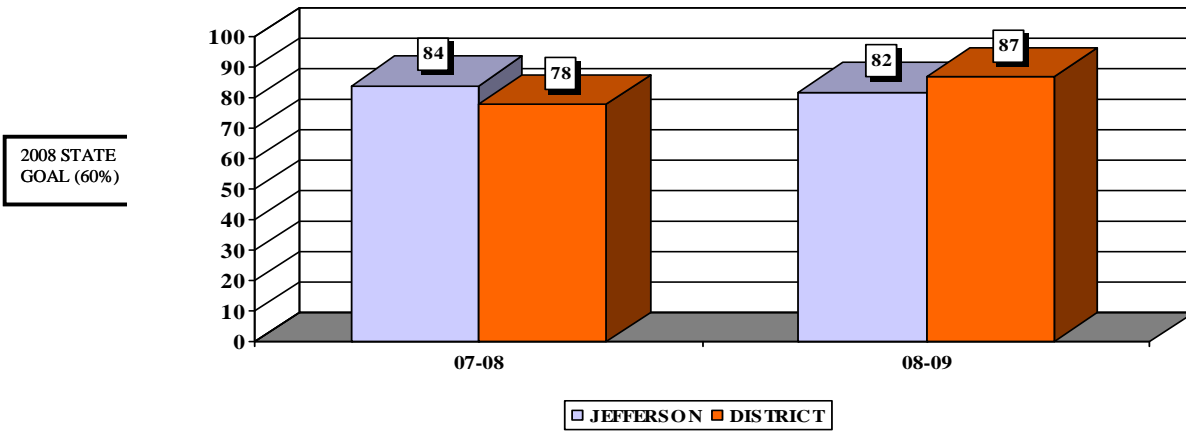
Is this school identified for school improvement? Yes

## IDAHO READING INDICATOR

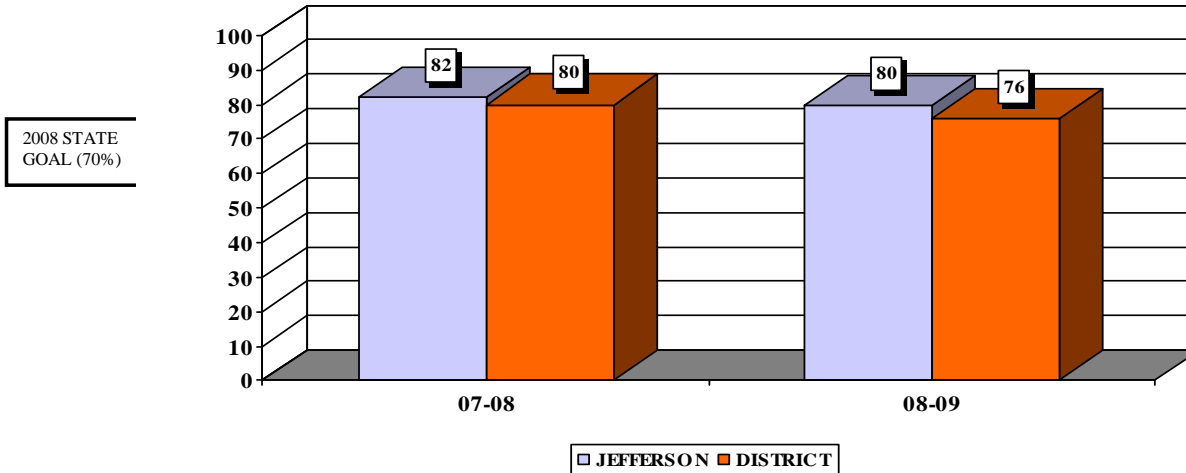
To ensure that all children master the skills they need to become successful readers, Idaho law requires that every student from kindergarten to third grade be tested twice each year. Students are tested using the Idaho Reading Indicator (IRI), a brief 10-20 minute test. Beginning with the Fall 2007 testing window, a new version of the IRI is in use with Idaho schoolchildren. Results cannot be compared with previous versions of the test.

Note: Data are not reported for subgroups of less than ten (10) students.

### Idaho Reading Indicator – Kindergarten %age of Students at Grade Level

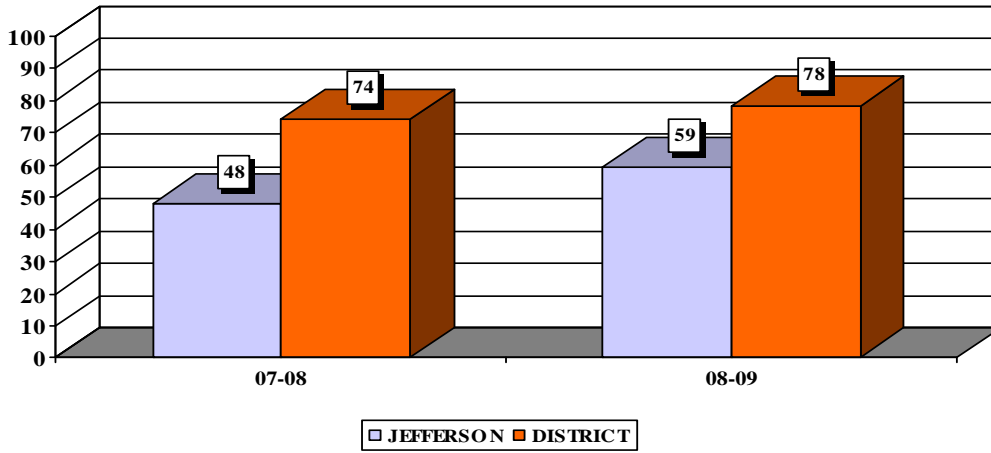


### Idaho Reading Indicator – First Grade %age of Students at Grade Level



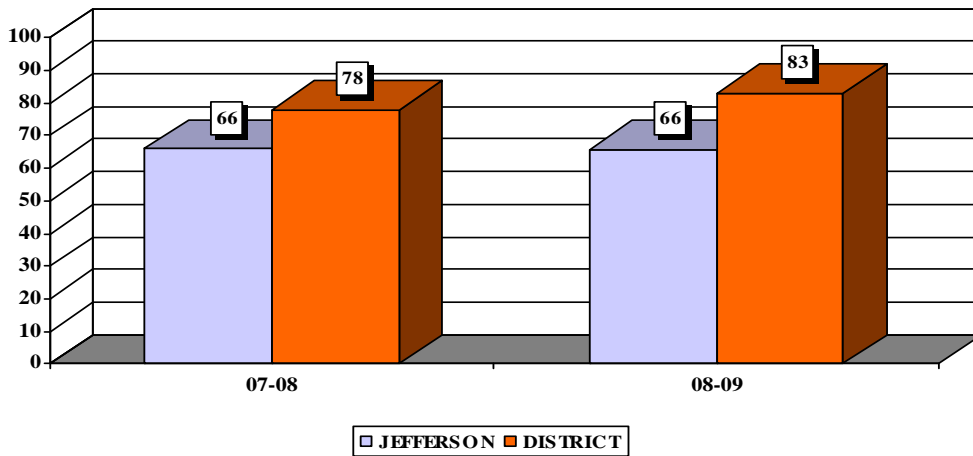
Idaho Reading Indicator – Second Grade  
%age of Students at Grade Level

2008 STATE  
GOAL (80%)

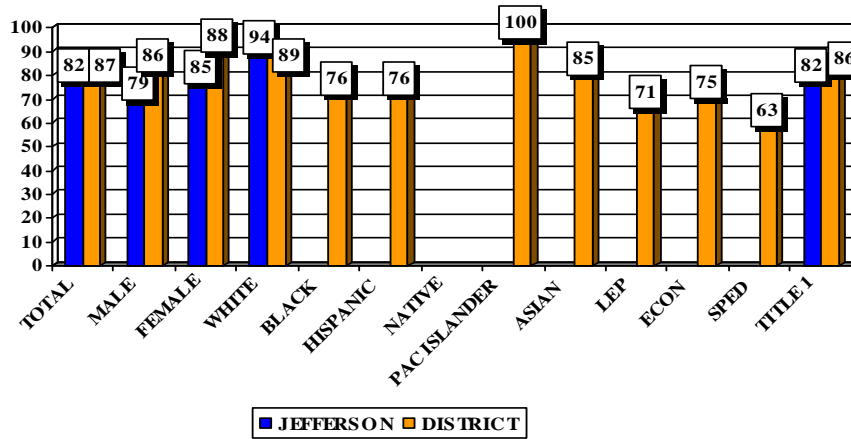


Idaho Reading Indicator – Third Grade  
%age of Students at Grade Level

2008 STATE  
GOAL (85%)



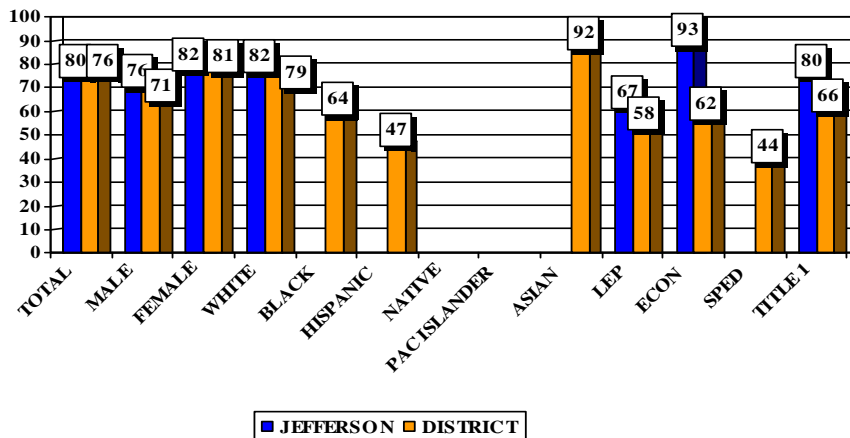
Idaho Reading Indicator – Kindergarten  
 2008-09 Disaggregated Groups  
 %age of Students at Grade Level



NUMBER OF STUDENTS IN DISAGGREGATED GROUPS - KINDERGARTEN

	MALE	FEMALE	WHITE	BLACK	HISPANIC	NATIVE
JEFFERSON	15	17	15	4	3	0
DISTRICT	747	717	1233	28	115	0
	PAC ISLANDER	ASIAN	LEP	ECON	SPED	TITLE 1
JEFFERSON	0	1	6	0	0	32
DISTRICT	13	44	77	87	39	551

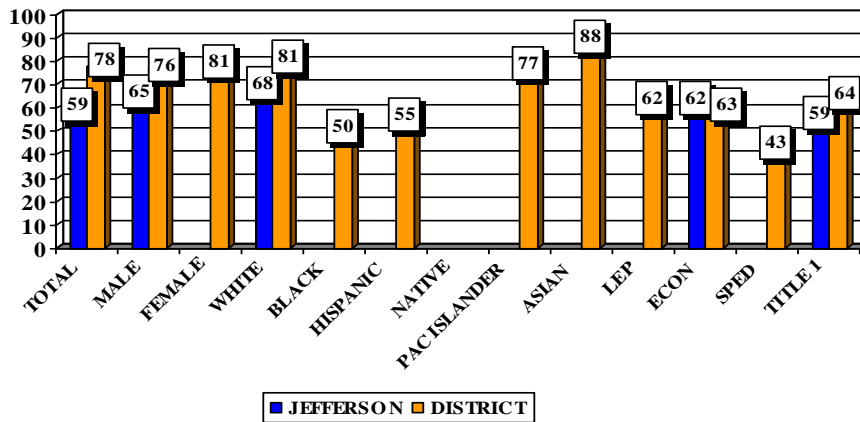
Idaho Reading Indicator – First Grade  
 2008-09 Disaggregated Groups  
 %age of Students at Grade Level



NUMBER OF STUDENTS IN DISAGGREGATED GROUPS - FIRST GRADE

	MALE	FEMALE	WHITE	BLACK	HISPANIC	NATIVE
JEFFERSON	16	23	27	5	3	1
DISTRICT	607	663	1105	34	72	3
	PAC ISLANDER	ASIAN	LEP	ECON	SPED	TITLE 1
JEFFERSON	0	3	10	14	1	39
DISTRICT	6	45	95	266	45	419

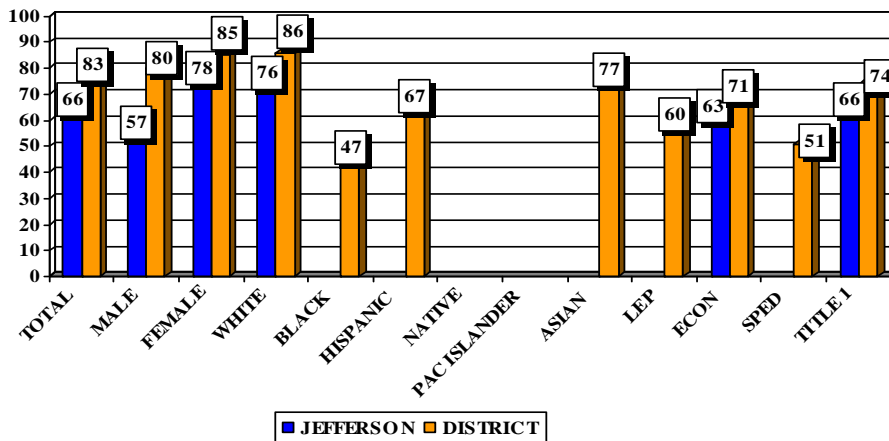
Idaho Reading Indicator – Second Grade  
 2008-09 Disaggregated Groups  
 %age of Students at Grade Level



NUMBER OF STUDENTS IN DISAGGREGATED GROUPS - SECOND GRADE

	MALE	FEMALE	WHITE	BLACK	HISPANIC	NATIVE
JEFFERSON	17	6	17	4	2	0
DISTRICT	653	684	1166	22	79	4
	PAC ISLANDER	ASIAN	LEP	ECON	SPED	TITLE 1
JEFFERSON	0	0	7	18	0	23
DISTRICT	13	42	105	326	46	387

Idaho Reading Indicator – Third Grade  
 2008-09 Disaggregated Groups  
 %age of Students at Grade Level



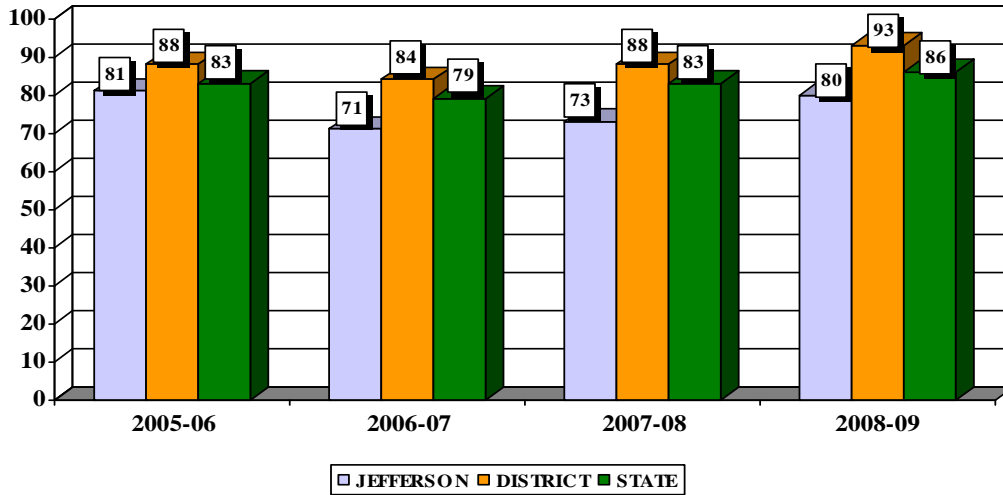
NUMBER OF STUDENTS IN DISAGGREGATED GROUPS - THIRD GRADE

	MALE	FEMALE	WHITE	BLACK	HISPANIC	NATIVE
JEFFERSON	13	14	19	3	3	1
DISTRICT	682	680	1181	24	95	3
	PAC ISLANDER	ASIAN	LEP	ECON	SPED	TITLE 1
JEFFERSON	0	1	6	20	5	27
DISTRICT	9	47	93	379	59	443

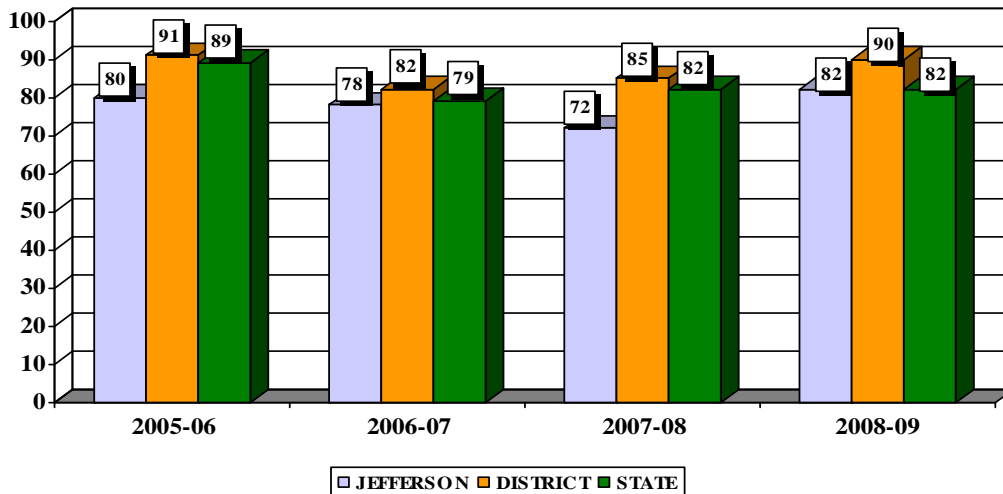
## IDAHO STANDARDS ACHIEVEMENT TEST

The Idaho Standards Achievement Test is an assessment of student knowledge in three areas; reading, math, and language usage. Each of the three subtests consists of 42 standards-based items, administered via the computer. Aggregate student performance is displayed in terms of percentages of students meeting standards for the grade level at the school, district, and state level. Performance improvement goals are set by the state of Idaho in accordance with the federal law known as No Child Left Behind.

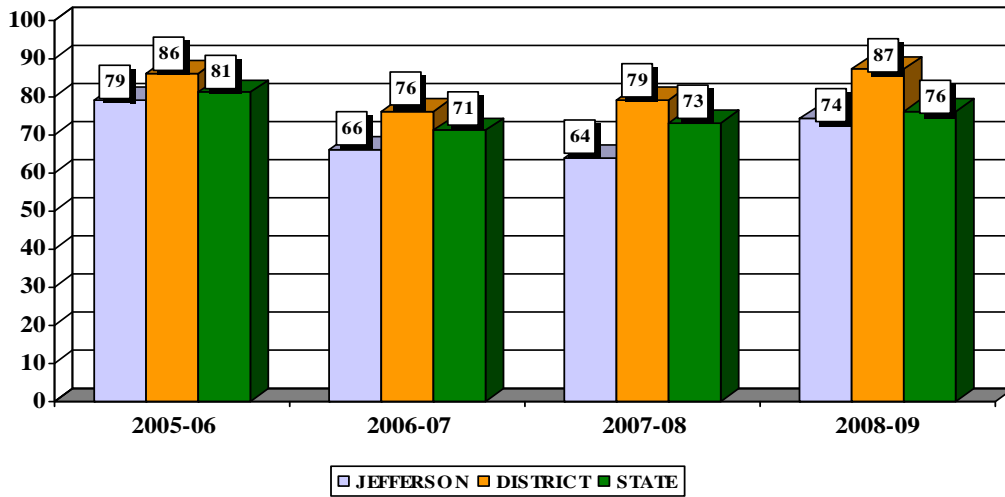
### Idaho Standards Achievement Test - Reading 3rd - 6th Grade Longitudinal Data - 2006 - 2009 %age of Proficient/Advanced Students



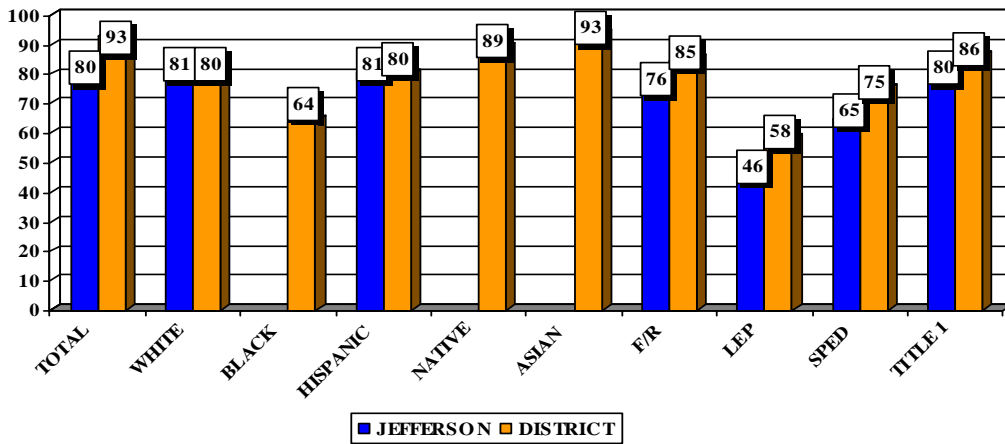
### Idaho Standards Achievement Test - Math 3rd - 6th Grade Longitudinal Data - 2006 - 2009 %age of Proficient/Advanced Students



Idaho Standards Achievement Test - Language  
 3rd - 6th Grade Longitudinal Data - 2006 - 2009  
 %age of Proficient/Advanced Students



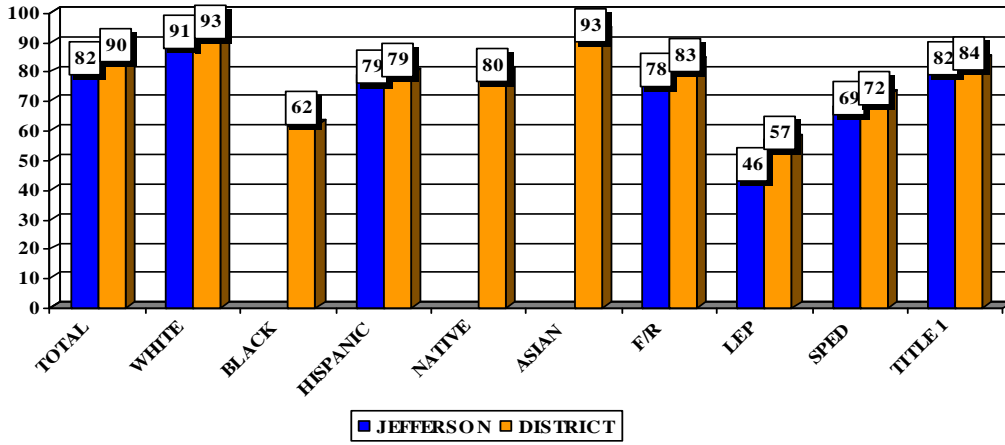
Idaho Standards Achievement Test  
 3rd - 6th Grade Standards Test - Spring 2009  
 2008-09 Disaggregated Groups  
 %age of Proficient/Advanced Students - Reading



NUMBER OF STUDENTS IN DISAGGREGATED GROUPS - THIRD THROUGH SIXTH GRADES

	WHITE	BLACK	HISPANIC	NATIVE	ASIAN
JEFFERSON	107	6	27.5	3	2.5
DISTRICT	5482.5	140	556.5	25	231.5
	LEP	SPED	F/R	TITLE 1	
JEFFERSON	17	17.5	105.5	146	
DISTRICT	274	601.5	2378.5	2258.5	

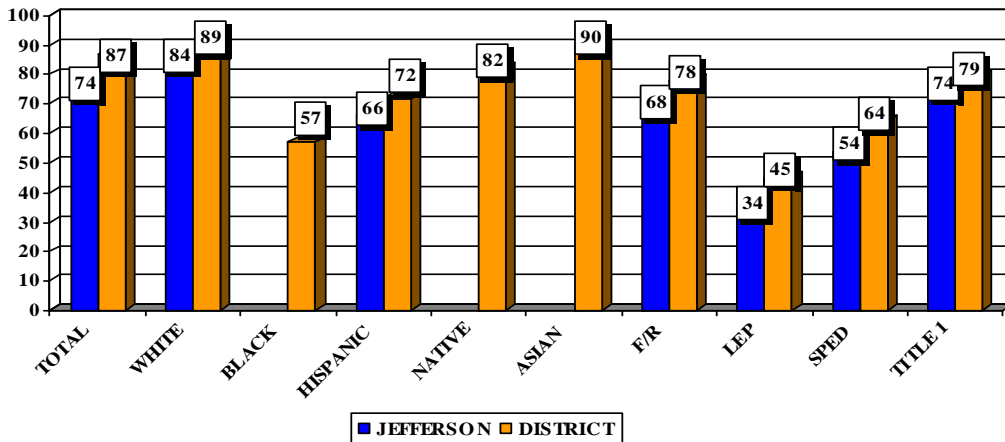
Idaho Standards Achievement Test  
 3rd - 6th Grade Standards Test - Spring 2009  
 2008-09 Disaggregated Groups  
 %age of Proficient/Advanced Students - Math



NUMBER OF STUDENTS IN DISAGGREGATED GROUPS - THIRD THROUGH SIXTH GRADES

	WHITE	BLACK	HISPANIC	NATIVE	ASIAN
JEFFERSON	110.5	7	27	3	2.5
DISTRICT	5390	136.5	526.5	22.5	232.5
	LEP	SPED	F/R	TITLE 1	
JEFFERSON	17	18.5	109.5	150	
DISTRICT	277.5	572.5	2316.5	2203.5	

Idaho Standards Achievement Test  
 3rd - 6th Grade Standards Test - Spring 2009  
 2008-09 Disaggregated Groups  
 %age of Proficient/Advanced Students -Language



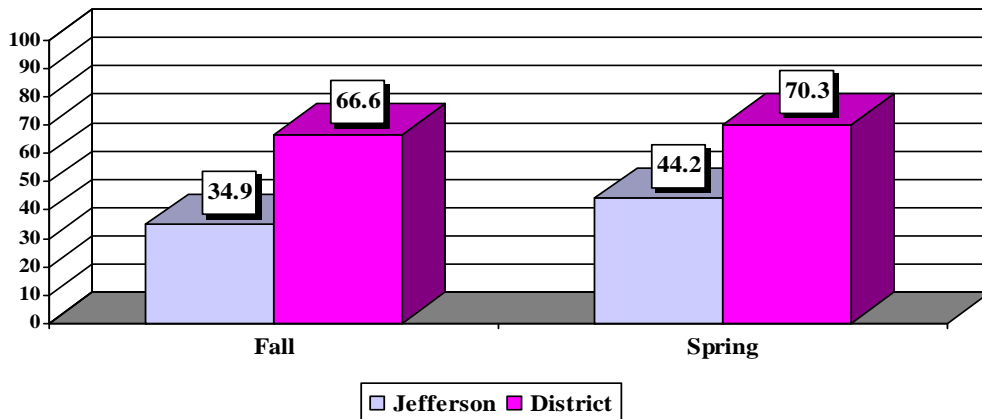
NUMBER OF STUDENTS IN DISAGGREGATED GROUPS - THIRD THROUGH SIXTH GRADES

	WHITE	BLACK	HISPANIC	NATIVE	ASIAN
JEFFERSON	102	5.5	22.5	2.5	2
DISTRICT	5827	124.5	476.5	23	225
	LEP	SPED	F/R	TITLE 1	
JEFFERSON	12.5	14.5	93.5	134.5	
DISTRICT	209.5	514	2179.5	2065	

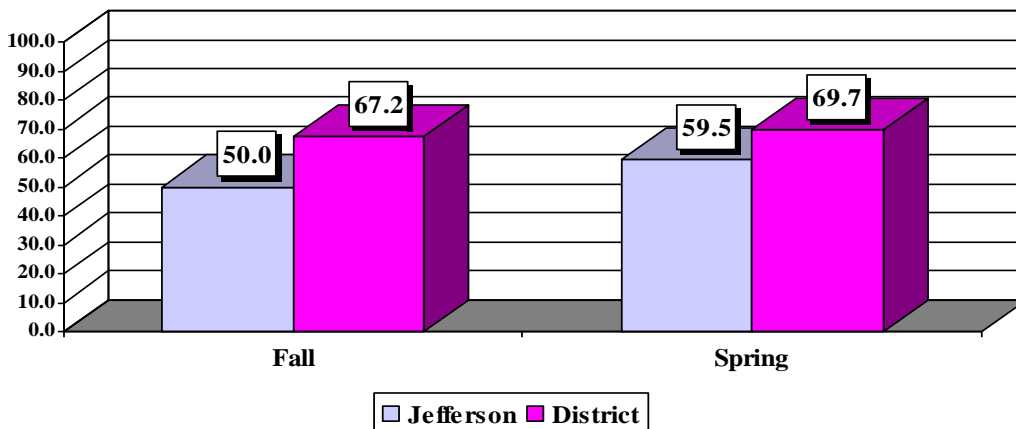
## CURRICULUM-BASED MEASUREMENT

Curriculum-Based Measurement (CBM) is a Boise District measure of student reading fluency. Each District 4th, 5th, and 6th grader reads aloud for one minute from three different grade level reading passages. His/her fluency rate is determined by counting the number of accurately read words from the testing session. School and District averages are developed for fall and spring testing. The fall benchmark words per minute are: 4th grade, 101 words per minute; 5th grade, 114; and 6th grade, 133. The spring benchmark words per minute are: 4th grade, 129 words per minute; 5th grade, 145; and 6th grade, 157.

**2008-09 CBM - 4th Grade**  
**%age of Students Achieving District Goals**



**2008-09 CBM - 5th Grade**  
**%age of Students Achieving District Goals**



**2008-09 CBM - 6th Grade**  
**%age of Students Achieving District Goals**

