

Principal: Gregory Frederick
 Enrollment: 1,359
 Address: 6001 Cassia
 Boise, Idaho 83709
 Phone: 208-854-4370
 Fax: 208-854-4371
 Website: www.boiseschools.org/schools/borah.html

BORAH HIGH SCHOOL

School Performance Report 2008-09

OUR MISSION

"We educate students to be lifelong learners and contributing citizens"

KEEPING YOU INFORMED

This school performance report is a summary of how your child's school and its students are performing on tests required by the state. No single report, however, can tell the whole story of a school's educational program or the people who work and learn there. We encourage you to find out firsthand by visiting your child's school and taking an active role in your child's learning. Studies show that when parents are involved, students do better in school.



"Educating Today for a Better Tomorrow"

OUR SCHOOL COMMUNITY

Many factors, such as how often a child attends school, moving frequently, and English language experience, influence school achievement. Measuring these characteristics helps us understand our students' needs.

ABOUT OUR STUDENTS

<i>School (%)</i>		<i>District Avg.</i>
1,359	Total Enrollment	24,773
4.2%	English Language Learners	4.3%
31.8%	Free/Reduced Lunch (10-12)	29.2%
72%	A.P. Exams Percent 3 and above	78%
12.5%	Special Ed Program Participants	9.8%
97.1%	Average Daily Attendance	104.7%

We are committed to ensuring that our students are taught by a highly trained and qualified staff of instructors.

ABOUT OUR STAFF

- 12.2 Average years of experience
- 48.6% Percent who hold a master's degree
- 100% Percent who are certified by the state

ABOUT AVERAGE CLASS SIZES

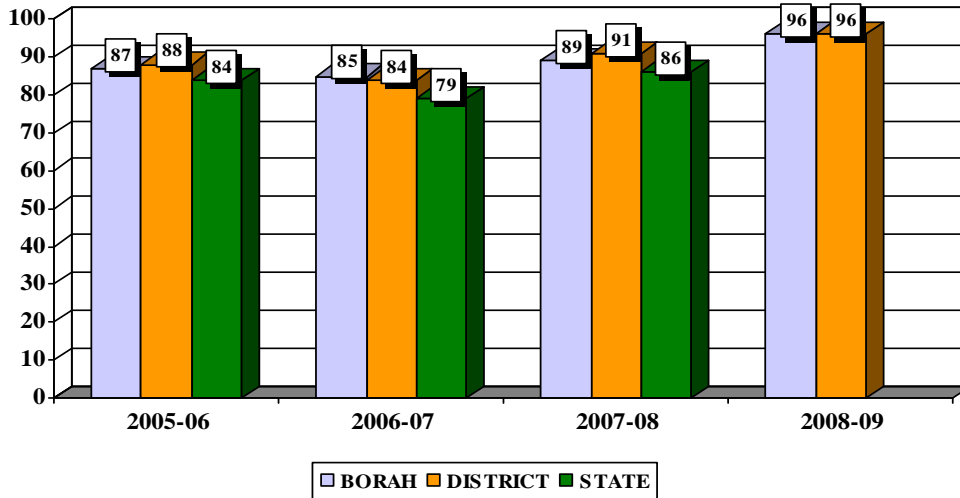
<u>Grade</u>	<u>Our school</u>	<u>District</u>
10-12	22.0	22.8

Is this a school identified for school improvement? Yes

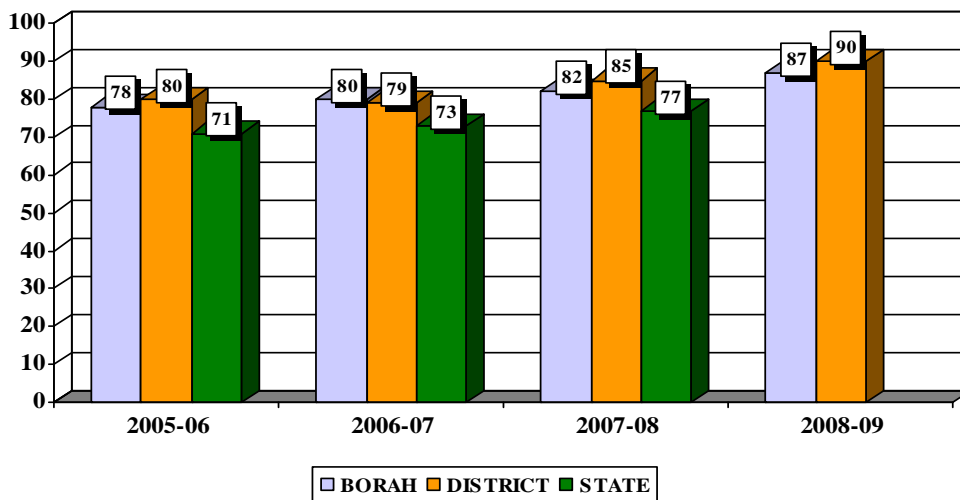
IDAHO STANDARDS ACHIEVEMENT TEST

The Idaho Standards Achievement Test is an assessment of student knowledge in three areas; reading, math, and language usage. Each of the three subtests consists of 42 standards-based items, administered via the computer. Aggregate student performance is displayed in terms of percentages of students meeting standards for the grade level at the school, district, and state level. Performance improvement goals are set by the state of Idaho in accordance with the federal law known as No Child Left Behind.

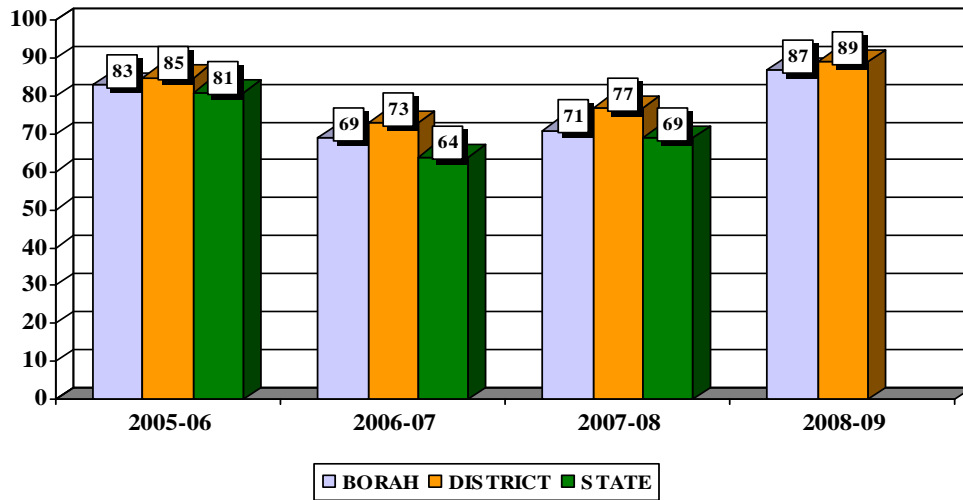
Idaho Standards Achievement Test - Reading 10th Grade Longitudinal Data - 2006 - 2009 %age of Proficient/Advanced Students



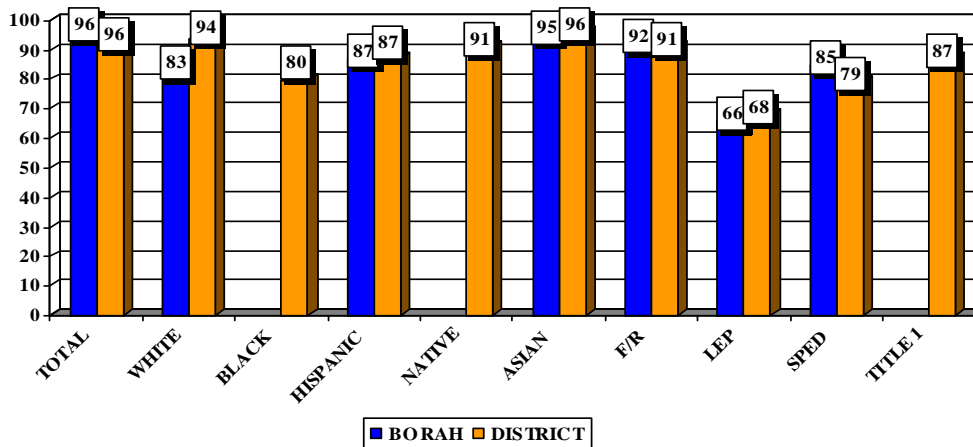
Idaho Standards Achievement Test - Math 10th Grade Longitudinal Data - 2006 - 2009 %age of Proficient/Advanced Students



Idaho Standards Achievement Test - Language
 10th Grade Longitudinal Data - 2006 - 2009
 %age of Proficient/Advanced Students



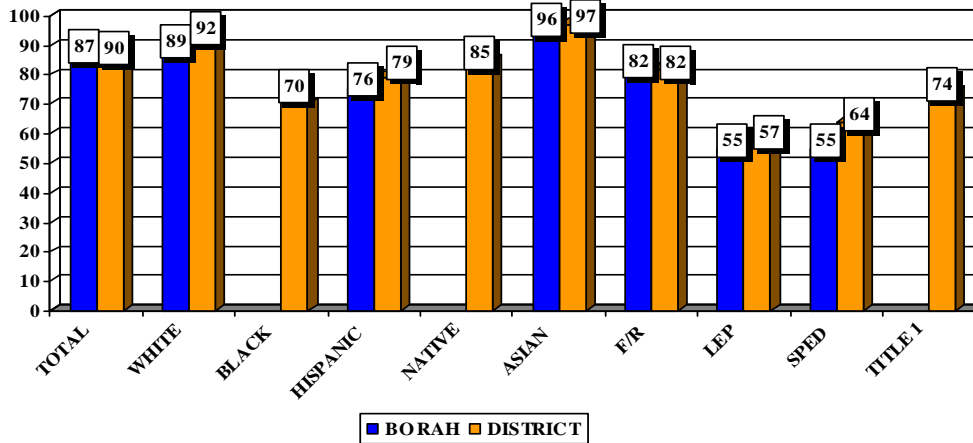
Idaho Standards Achievement Test
 10th Grade Standards Test - Spring 2009
 2008-09 Disaggregated Groups
 %age of Proficient/Advanced Students - Reading



NUMBER OF STUDENTS IN DISAGGREGATED GROUPS - TENTH GRADE

	WHITE	BLACK	HISPANIC	NATIVE	ASIAN
BORAH	306.5	6.5	30.5	8.5	10.5
DISTRICT	1549	37.5	114.5	21	56.5
	LEP	SPED	F/R	TITLE 1	
BORAH	14.5	37.5	132.5	NA	
DISTRICT	52.5	139.5	494.5	109.5	

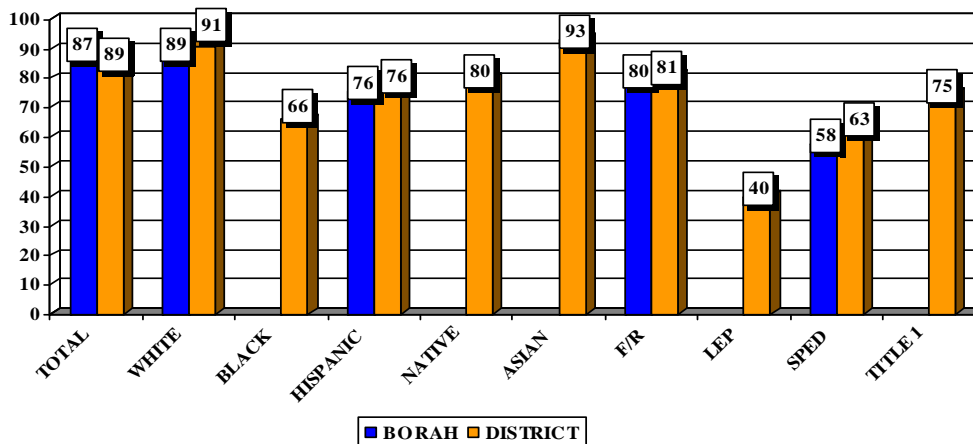
Idaho Standards Achievement Test
 10th Grade Standards Test - Spring 2009
 2008-09 Disaggregated Groups
 %age of Proficient/Advanced Students - Math



NUMBER OF STUDENTS IN DISAGGREGATED GROUPS - TENTH GRADE

	WHITE	BLACK	HISPANIC	NATIVE	ASIAN
BORAH	326	3.5	27.5	8	12.5
DISTRICT	1553	32	104.5	20.5	59
	LEP	SPED	F/R	TITLE 1	
BORAH	12	23	119.5	NA	
DISTRICT	42.5	118	449.5	85.5	

Idaho Standards Achievement Test
 10th Grade Standards Test - Spring 2009
 2008-09 Disaggregated Groups
 %age of Proficient/Advanced Students -Language



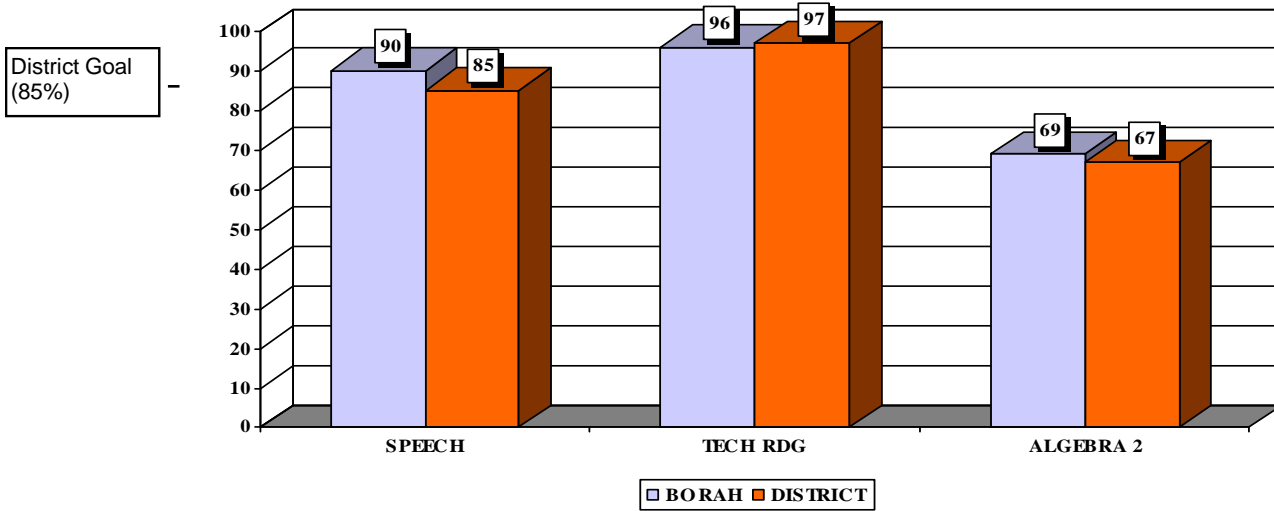
NUMBER OF STUDENTS IN DISAGGREGATED GROUPS - TENTH GRADE

	WHITE	BLACK	HISPANIC	NATIVE	ASIAN
BORAH	343.5	4.5	27.5	7	9.5
DISTRICT	1610	29.5	101.5	20	56
	LEP	SPED	F/R	TITLE 1	
BORAH	4.5	25	121	NA	
DISTRICT	29.5	115.5	452	75	

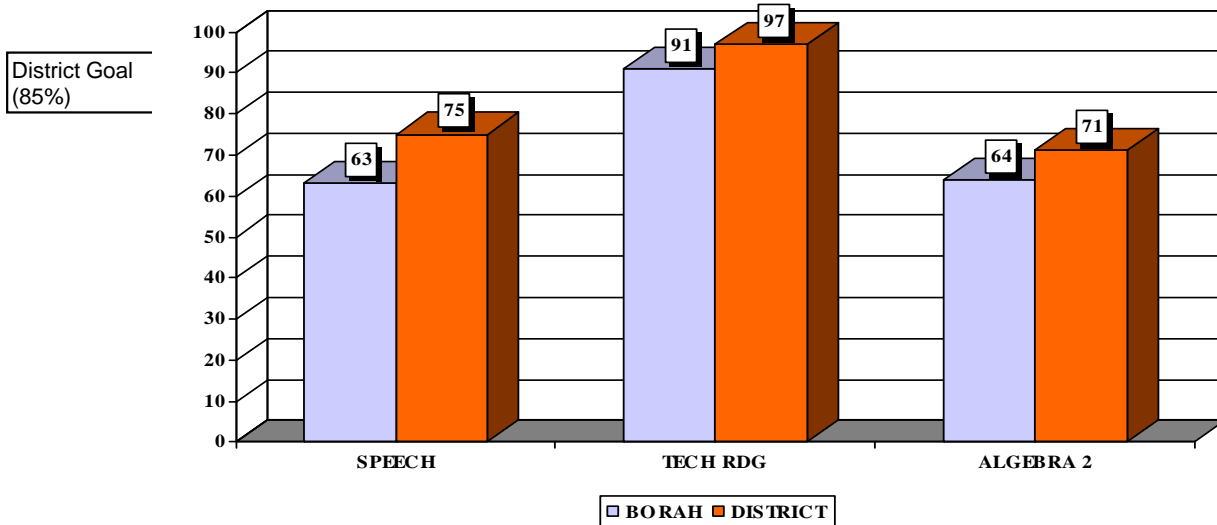
END OF COURSE ASSESSMENTS

The Boise District has developed End of Course assessments in order to measure progress in teaching the district's written curriculum. These exams combine performance assessments (such as writing about a period in history or the results of an experiment) and multiple choice final exams. Achievement status and progress are measured through analysis of the percentage of students achieving particular grades on the assessments. District goals are: 85% A, B, and C grades in "regular" class EOC's, and 90% A and B grades in accelerated classes.

Boise District End of Course Testing
"Regular" Courses – Semester 1
%age of A, B, C Grades



Boise District End of Course Testing
"Regular" Courses – Semester 2
%age of A, B, C Grades

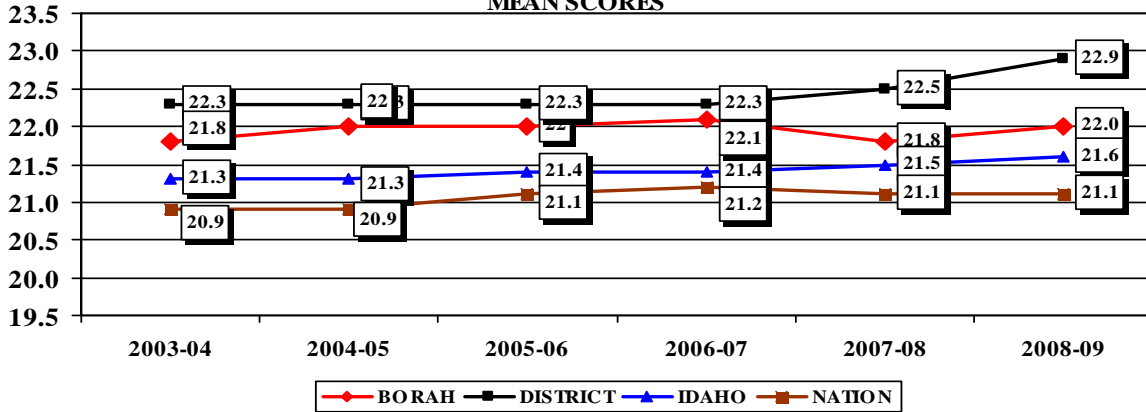


ACT/SAT SCORES

The American College Test (ACT) and the Scholastic Aptitude Test (SAT) are the two college entrance exams taken by students in the Boise School District and across the nation. The SAT is more popular around the country (45% of high school seniors took the SAT in 2007-08 compared with 43% for the ACT around the country) than is the ACT. However, the ACT is taken by a higher percentage of students in the state of Idaho (58% in 2007-08) than is the SAT (18%). Considerable numbers of students take both the SAT and the ACT.

In the Boise District, 32% of students took the SAT in 2007-08, while 58% took the ACT. Many students took both exams. The ACT is scored on a scale from 1 to 36. The SAT scale ranges from 200-800 for each of the math and verbal batteries.

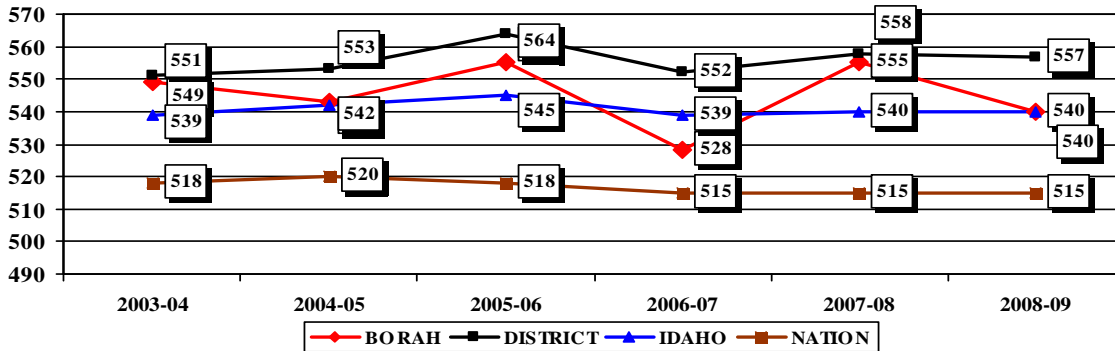
AMERICAN COLLEGE TEST (ACT)
MEAN SCORES



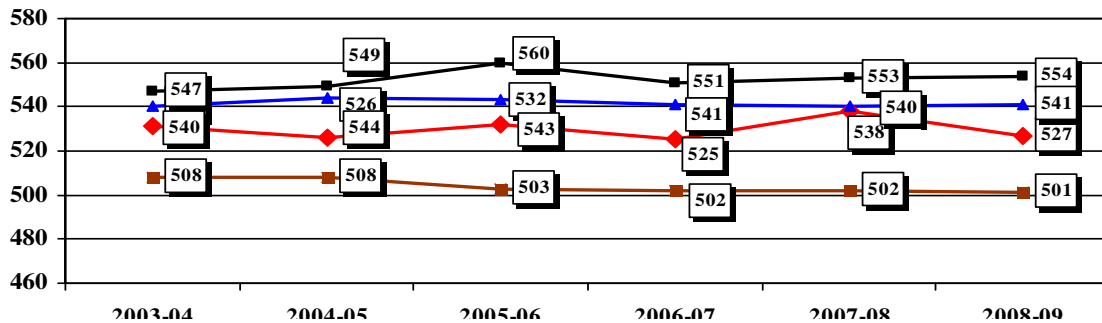
PERCENTAGE OF SENIORS TAKING THE ACT

	2003-04	2004-05	2005-06	2006-07	2007-08	2008-08
BORAH	41	41	43	47	54	59
DISTRICT	48	51	48	47	58	55

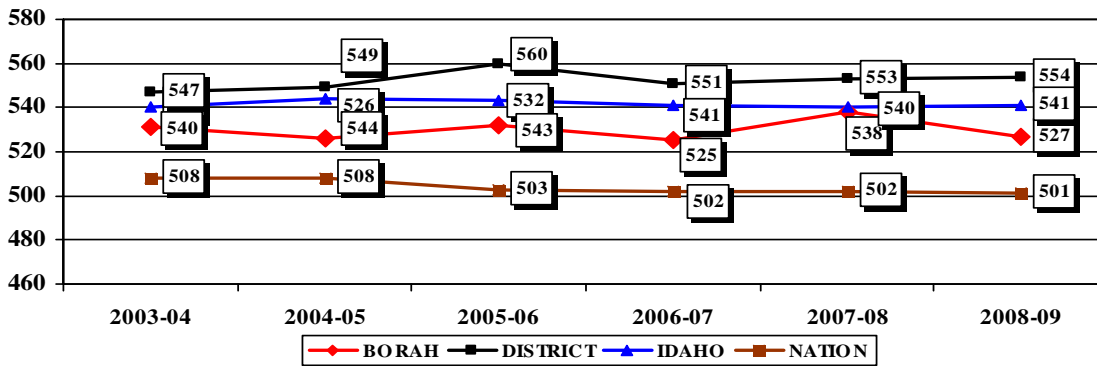
SCHOLASTIC APTITUDE TEST (SAT)
MATH MEAN SCORES



SCHOLASTIC APTITUDE TEST (SAT)
VERBAL MEAN SCORES



**SCHOLASTIC APTITUDE TEST (SAT)
VERBAL MEAN SCORES**



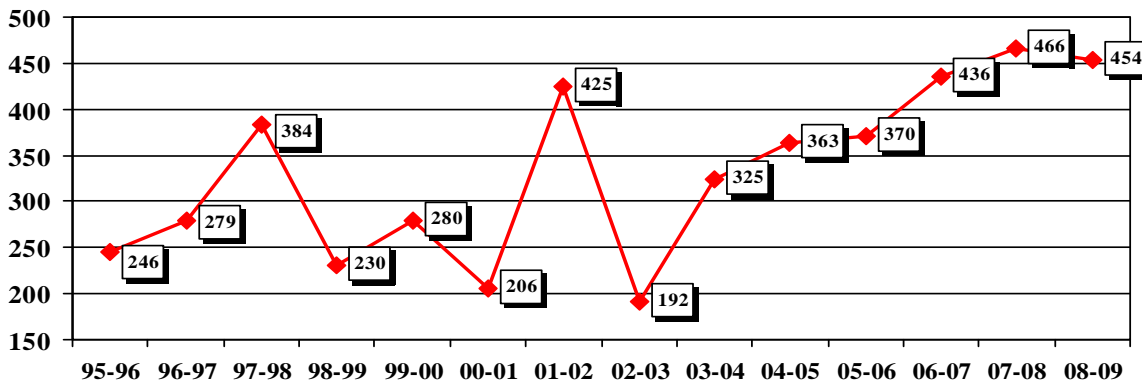
PERCENTAGE OF SENIORS TAKING THE SAT

	2003-04	2004-05	2005-06	2006-07	2007-08	2008-08
BORAH	29	39	28	36	25	23
DISTRICT	38	40	40	35	35	32
IDAHO	20	21	19	19		

ADVANCED PLACEMENT (AP) PARTICIPATION AND SCORES

The Boise District's Advanced Placement program features challenging coursework tied to the district's curriculum and to AP standards. Students who opt to participate in the AP assessment program sit for exams in May of the school year. Participation in exams and performance on those exams is portrayed in the graphs that follow.

**ADVANCED PLACEMENT EXAM PARTICIPATION
BORAH HIGH SCHOOL**



**ADVANCED PLACEMENT EXAMINATION PROGRAM
PERCENTAGE OF EXAMS SCORED "3" AND ABOVE**

