

Principal: Robert Thompson
 Enrollment: 412
 Address: 8051 W. Salt Creek Ct.
 Boise, ID 83709
 Phone: 208-854-5650
 Fax: 208-854-5651
 Website: <http://www.boiseschools.org/schools/church.html>

FRANK CHURCH HIGH SCHOOL

School Performance Report 2008-09

OUR MISSION

"We educate students to be lifelong learners and contributing citizens"

KEEPING YOU INFORMED

This school performance report is a summary of how your child's school and its students are performing on tests required by the state. No single report, however, can tell the whole story of a school's educational program or the people who work and learn there. We encourage you to find out firsthand by visiting your child's school and taking an active role in your child's learning. Studies show that when parents are involved, students do better in school.



"Educating Today for a Better Tomorrow"

OUR SCHOOL COMMUNITY

Many factors, such as how often a child attends school, moving frequently, and English language experience, influence school achievement. Measuring these characteristics helps us understand our students' needs.

ABOUT OUR STUDENTS

<i>School (%)</i>		<i>District Avg.</i>
412	Total Enrollment	24,773
9.5%	English Language Learners	4.3%
77.7%	Free/Reduced Lunch (10-12)	29.2%
3.7%	Special Ed Program Participants	9.8%
37.0%	Average Daily Attendance	104.7%

We are committed to ensuring that our students are taught by a highly trained and qualified staff of instructors.

ABOUT OUR STAFF

- 16.3 Average years of experience
- 47.6% Percent who hold a master's degree
- 100% Percent who are certified by the state

ABOUT AVERAGE CLASS SIZES

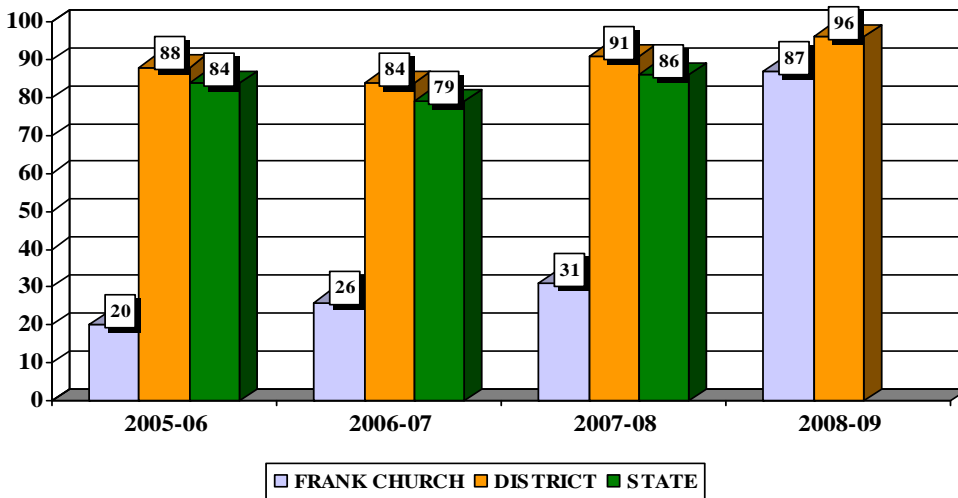
<u>Grade</u>	<u>Our school</u>	<u>District</u>
10-12	10.7	22.8

Is this a school identified for school improvement? Yes

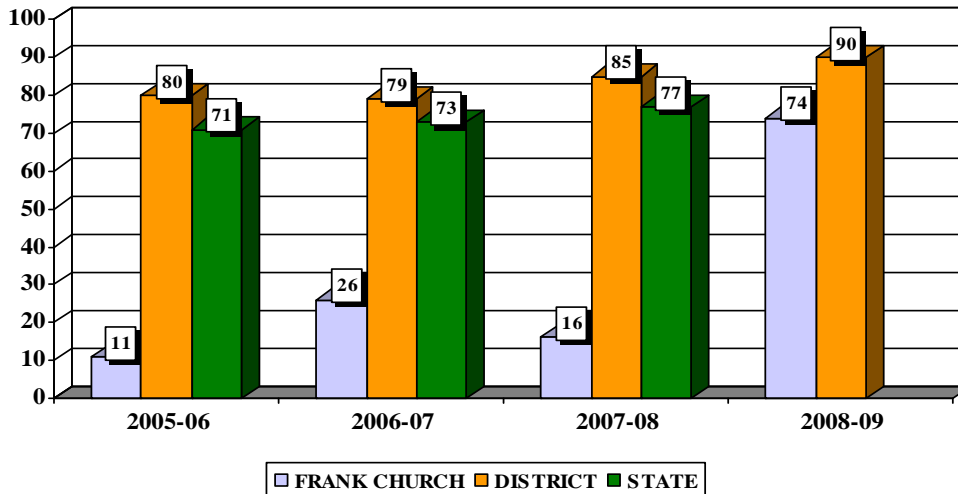
IDAHO STANDARDS ACHIEVEMENT TEST

The Idaho Standards Achievement Test is an assessment of student knowledge in three areas; reading, math, and language usage. Each of the three subtests consists of 42 standards-based items, administered via the computer. Aggregate student performance is displayed in terms of percentages of students meeting standards for the grade level at the school, district, and state level. Performance improvement goals are set by the state of Idaho in accordance with the federal law known as No Child Left Behind.

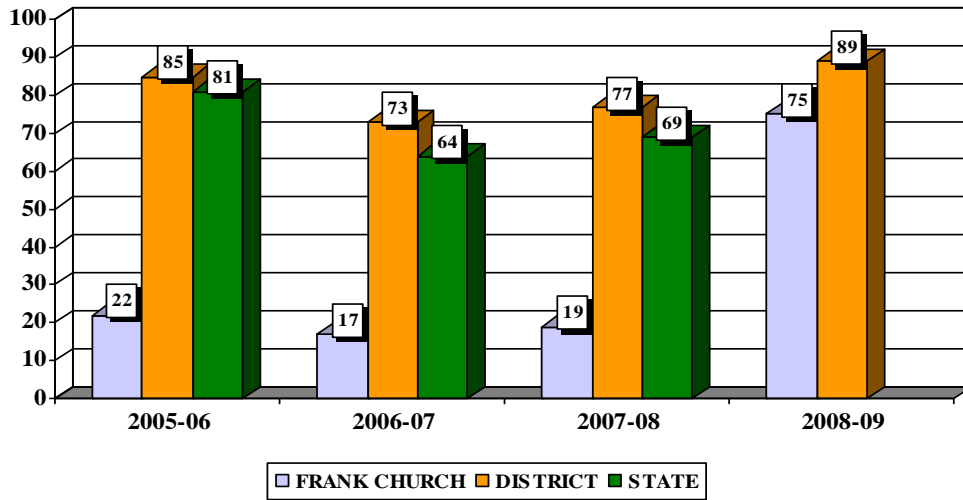
Idaho Standards Achievement Test - Reading 10th Grade Longitudinal Data - 2006 - 2009 %age of Proficient/Advanced Students



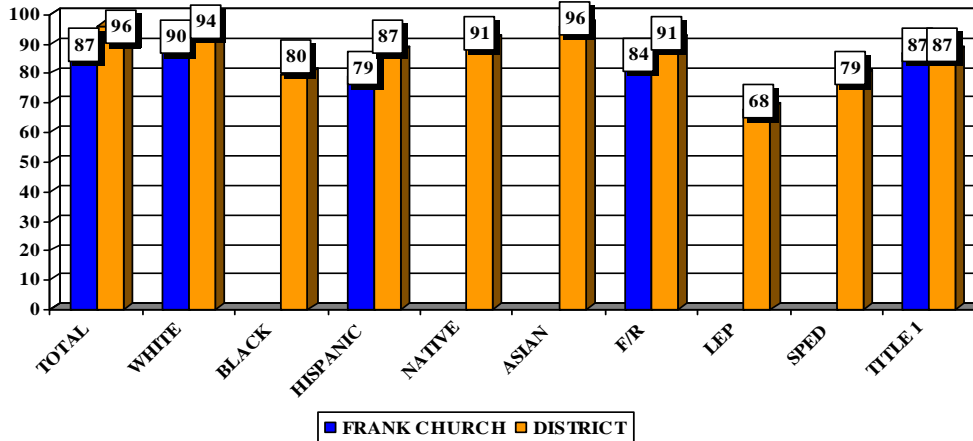
Idaho Standards Achievement Test - Math 10th Grade Longitudinal Data - 2006 - 2009 %age of Proficient/Advanced Students



Idaho Standards Achievement Test - Language
 10th Grade Longitudinal Data - 2006 - 2009
 %age of Proficient/Advanced Students



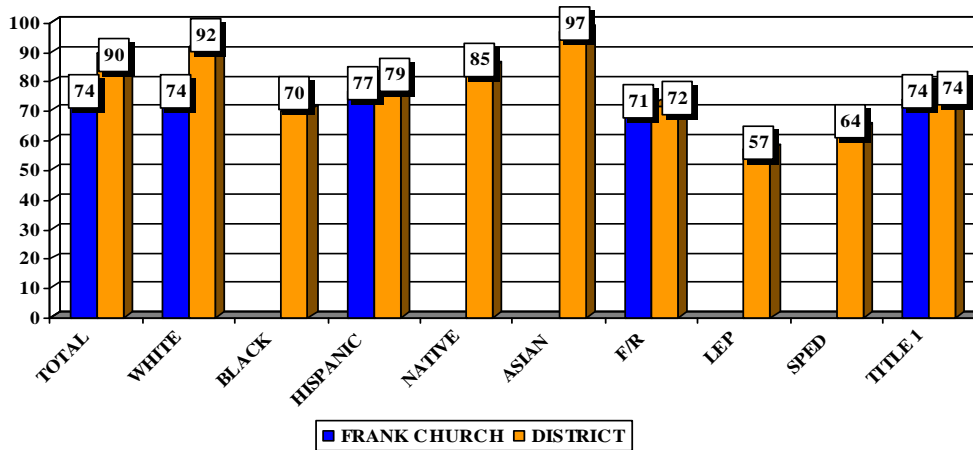
Idaho Standards Achievement Test
 10th Grade Standards Test - Spring 2009
 2008-09 Disaggregated Groups
 %age of Proficient/Advanced Students - Reading



NUMBER OF STUDENTS IN DISAGGREGATED GROUPS - TENTH GRADE

	WHITE	BLACK	HISPANIC	NATIVE	ASIAN
MTN. COVE	91	2.5	13.5	2	0
DISTRICT	1569	37.5	114.5	21	56.5
	LEP	SPED	F/R	TITLE 1	
MTN. COVE	1.5	7.5	64.5	109.5	
DISTRICT	52.5	139.5	494.5	109.5	

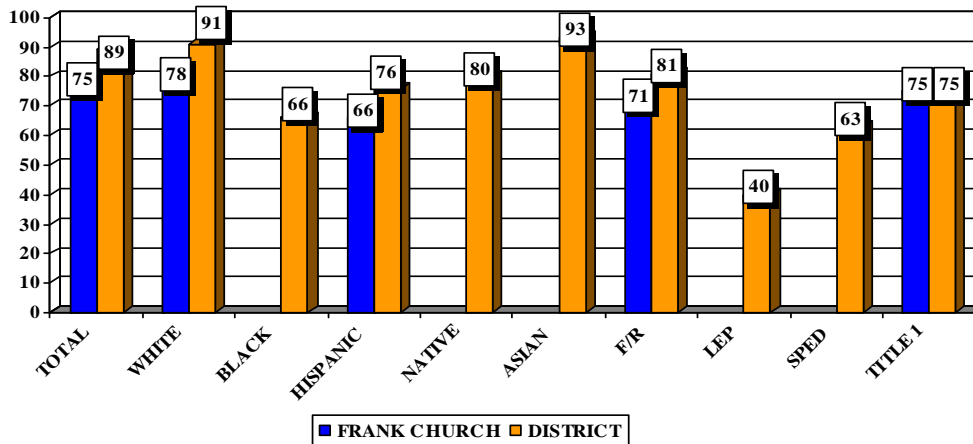
Idaho Standards Achievement Test
 10th Grade Standards Test - Spring 2009
 2008-09 Disaggregated Groups
 %age of Proficient/Advanced Students - Math



NUMBER OF STUDENTS IN DISAGGREGATED GROUPS - TENTH GRADE

	WHITE	BLACK	HISPANIC	NATIVE	ASIAN
MTN. COVE	68.5	3.5	11.5	1.5	0
DISTRICT	1553	32	104.5	20.5	59
	LEP	SPED	F/R	TITLE 1	
MTN. COVE	1	5	49.5	85.5	
DISTRICT	42.5	118	449.5	85.5	

Idaho Standards Achievement Test
 10th Grade Standards Test - Spring 2009
 2008-09 Disaggregated Groups
 %age of Proficient/Advanced Students -Language



NUMBER OF STUDENTS IN DISAGGREGATED GROUPS - TENTH GRADE

	WHITE	BLACK	HISPANIC	NATIVE	ASIAN
MTN. COVE	76.5	2.5	10.5	2.5	1
DISTRICT	1610	29.5	101.5	20	56
	LEP	SPED	F/R	TITLE 1	
MTN. COVE	1.5	4	52	93.5	
DISTRICT	29.5	115.5	452	93.5	