

Principal: Lisa Roberts
 Enrollment: 290
 Address: 7701 W. Northview St.
 Boise ID 83704
 Phone: 208-854-4610
 Fax: 208-854-4611
 Website: <http://www.boiseschools.org/schools/nelson.html>

<h1 style="margin: 0;">MORLEY NELSON ELEMENTARY SCHOOL</h1> <h2 style="margin: 0;">School Performance Report 2008-09</h2>

OUR MISSION

"We educate students to be lifelong learners and contributing citizens"

KEEPING YOU INFORMED

This school performance report is a summary of how your child's school and its students are performing on tests required by the state. No single report, however, can tell the whole story of a school's educational program or the people who work and learn there. We encourage you to find out firsthand by visiting your child's school and taking an active role in your child's learning. Studies show that when parents are involved, students do better in school.



"Educating Today for a Better Tomorrow"

OUR SCHOOL COMMUNITY

Many factors, such as how often a child attends school, moving frequently, and English language experience, influence school achievement. Measuring these characteristics helps us understand our students' needs.

ABOUT OUR STUDENTS

<i>School (%)</i>		<i>District Avg.</i>
572	Total Enrollment	24,773
13.1%	English Language Learners	7.3%
75.6%	Free/Reduced Lunch (1-6)	43.0%
1.6%	Gifted & Talented Participants (2-6)	7.2%
10.5%	Special Ed Program Participants	12.2%
97.9%	Average Daily Attendance	96.8%

We are committed to ensuring that our students are taught by a highly trained and qualified staff of instructors.

ABOUT OUR STAFF

16.1	Average years of experience
50%	Percent who hold a master's degree
100%	Percent who are certified by the state

ABOUT AVERAGE CLASS SIZES

<u>Grade</u>	<u>Our school</u>	<u>District</u>
Kindergarten	23.0	21.7
First grade	23.0	20.6
Second grade	26.0	22.5
Third grade	25.7	22.8
Fourth grade	31.5	26.0
Fifth grade	30.0	25.7
Sixth grade	28.7	26.0
Elementary Average	26.4	23.4

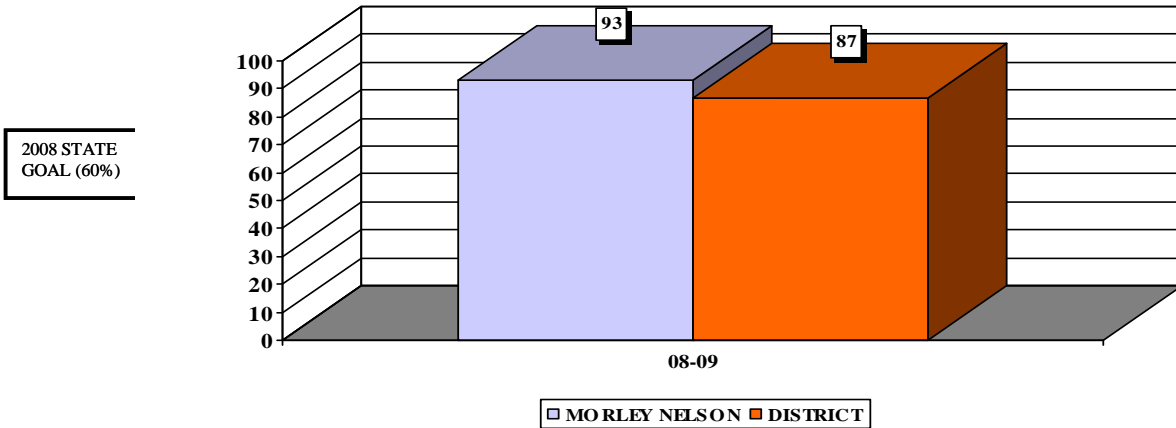
Is this school identified for school improvement? Yes

IDAHO READING INDICATOR

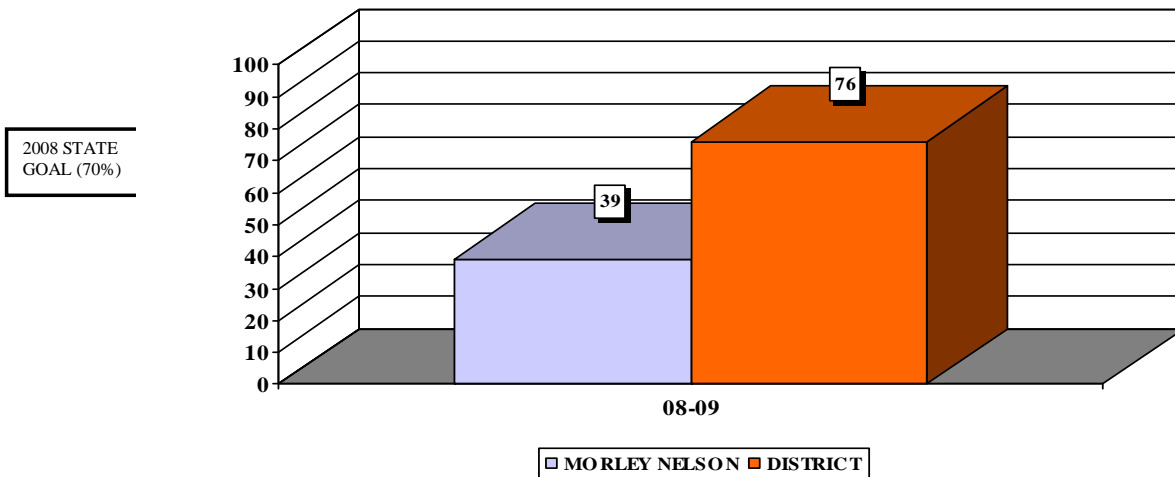
To ensure that all children master the skills they need to become successful readers, Idaho law requires that every student from kindergarten to third grade be tested twice each year. Students are tested using the Idaho Reading Indicator (IRI), a brief 10-20 minute test. Beginning with the Fall 2007 testing window, a new version of the IRI is in use with Idaho schoolchildren. Results cannot be compared with previous versions of the test.

Note: Data are not reported for subgroups of less than ten (10) students.

Idaho Reading Indicator – Kindergarten %age of Students at Grade Level

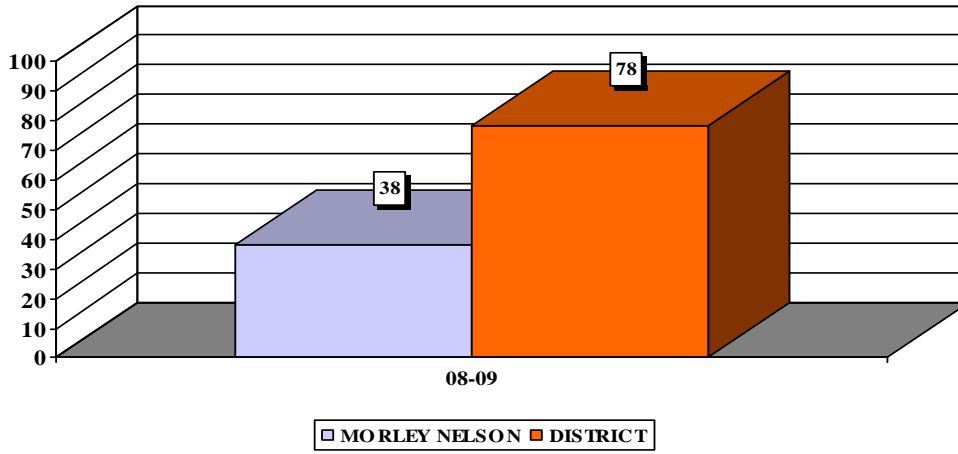


Idaho Reading Indicator – First Grade %age of Students at Grade Level



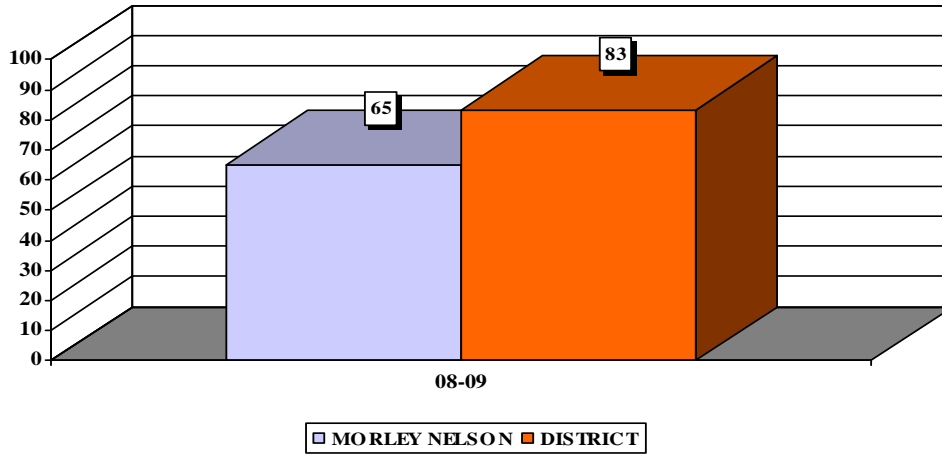
Idaho Reading Indicator – Second Grade
%age of Students at Grade Level

2008 STATE
GOAL (80%)

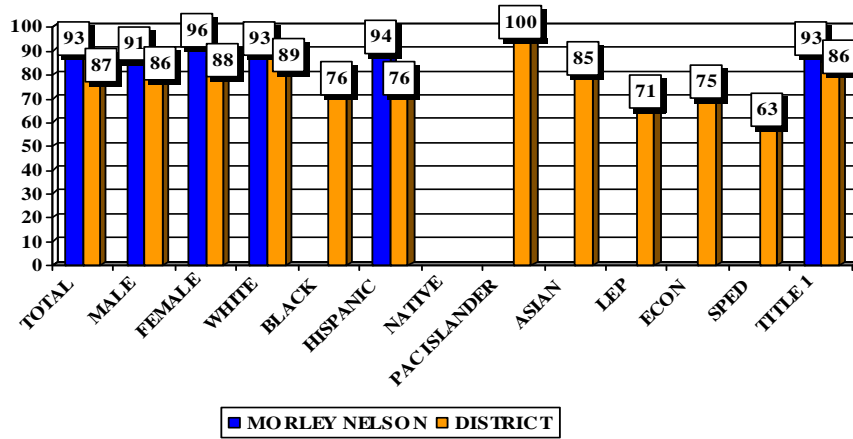


Idaho Reading Indicator – Third Grade
%age of Students at Grade Level

2008 STATE
GOAL (85%)



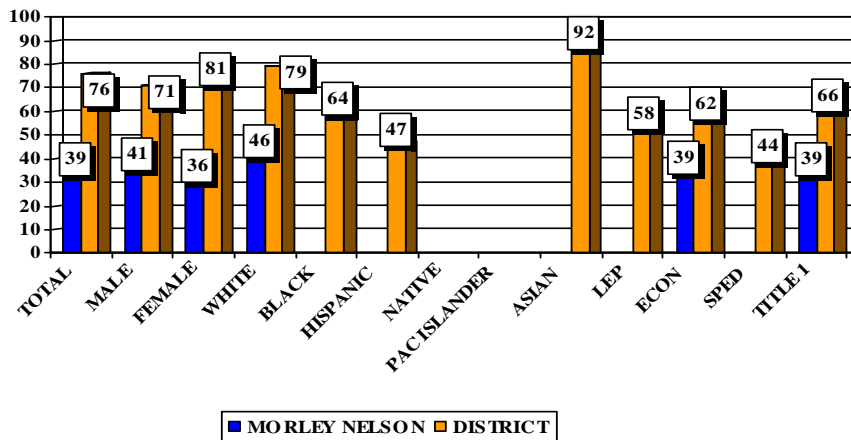
Idaho Reading Indicator – Kindergarten
 2008-09 Disaggregated Groups
 %age of Students at Grade Level



NUMBER OF STUDENTS IN DISAGGREGATED GROUPS - KINDERGARTEN

	MALE	FEMALE	WHITE	BLACK	HISPANIC	NATIVE
MORLEY NELSON	32	24	37	3	15	0
DISTRICT	747	717	1233	28	115	0
	PAC ISLANDER	ASIAN	LEP	ECON	SPED	TITLE 1
MORLEY NELSON	0	1	2	6	0	56
DISTRICT	13	44	77	87	39	551

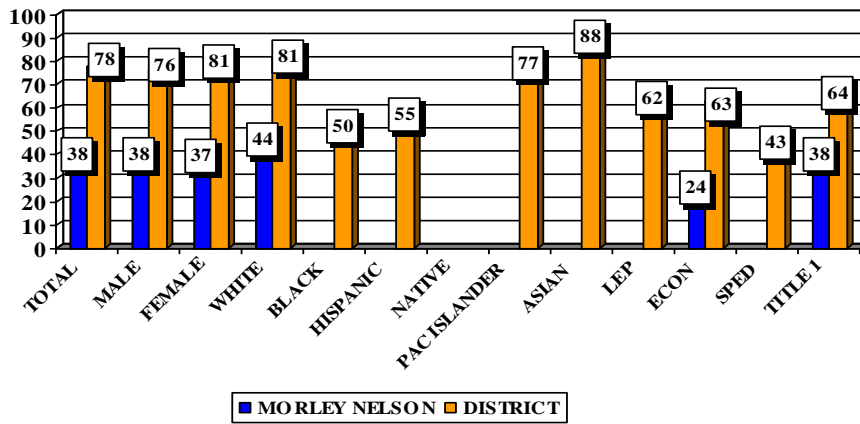
Idaho Reading Indicator – First Grade
 2008-09 Disaggregated Groups
 %age of Students at Grade Level



NUMBER OF STUDENTS IN DISAGGREGATED GROUPS - FIRST GRADE

	MALE	FEMALE	WHITE	BLACK	HISPANIC	NATIVE
MORLEY NELSON	17	12	20	1	7	0
DISTRICT	607	663	1105	34	72	3
	PAC ISLANDER	ASIAN	LEP	ECON	SPED	TITLE 1
MORLEY NELSON	0	1	3	13	0	29
DISTRICT	6	45	95	266	45	419

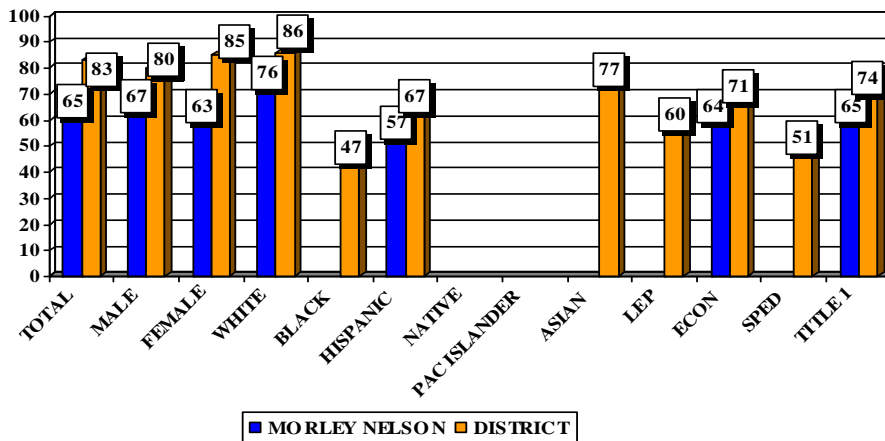
Idaho Reading Indicator – Second Grade
 2008-09 Disaggregated Groups
 %age of Students at Grade Level



NUMBER OF STUDENTS IN DISAGGREGATED GROUPS - SECOND GRADE

	MALE	FEMALE	WHITE	BLACK	HISPANIC	NATIVE
MORLEY NELSON	13	11	15	3	6	0
DISTRICT	653	684	1166	22	79	4
	PAC ISLANDER	ASIAN	LEP	ECON	SPED	TITLE 1
MORLEY NELSON	0	0	7	10	0	24
DISTRICT	13	42	105	326	46	387

Idaho Reading Indicator – Third Grade
 2008-09 Disaggregated Groups
 %age of Students at Grade Level



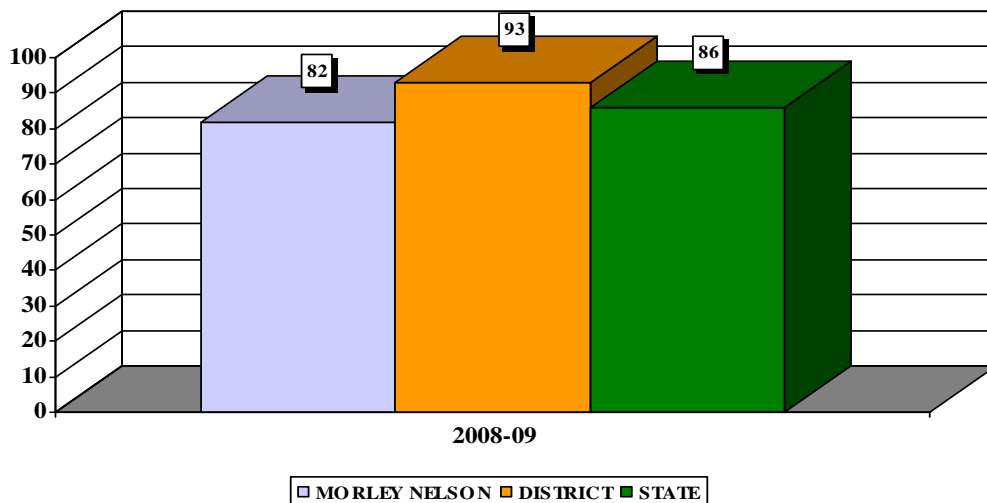
NUMBER OF STUDENTS IN DISAGGREGATED GROUPS - THIRD GRADE

	MALE	FEMALE	WHITE	BLACK	HISPANIC	NATIVE
MORLEY NELSON	24	15	22	3	12	0
DISTRICT	682	680	1181	24	95	3
	PAC ISLANDER	ASIAN	LEP	ECON	SPED	TITLE 1
MORLEY NELSON	1	1	7	25	0	39
DISTRICT	9	47	93	379	59	443

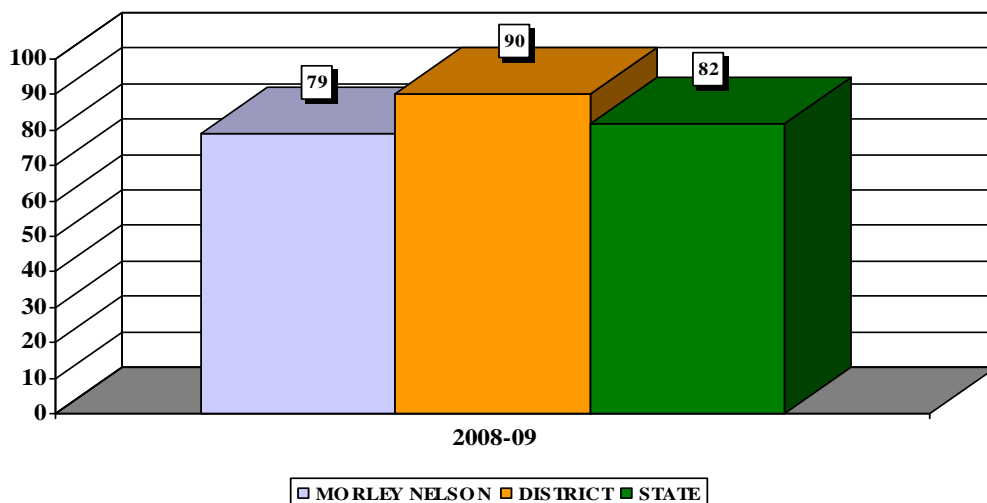
IDAHO STANDARDS ACHIEVEMENT TEST

The Idaho Standards Achievement Test is an assessment of student knowledge in three areas; reading, math, and language usage. Each of the three subtests consists of 42 standards-based items, administered via the computer. Aggregate student performance is displayed in terms of percentages of students meeting standards for the grade level at the school, district, and state level. Performance improvement goals are set by the state of Idaho in accordance with the federal law known as No Child Left Behind.

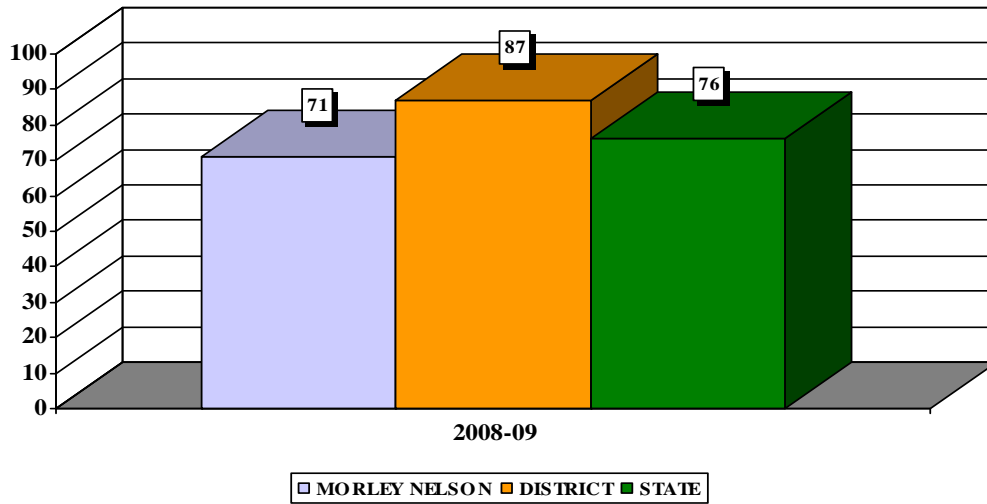
Idaho Standards Achievement Test - Reading 3rd - 6th Grade Longitudinal Data - 2009 %age of Proficient/Advanced Students



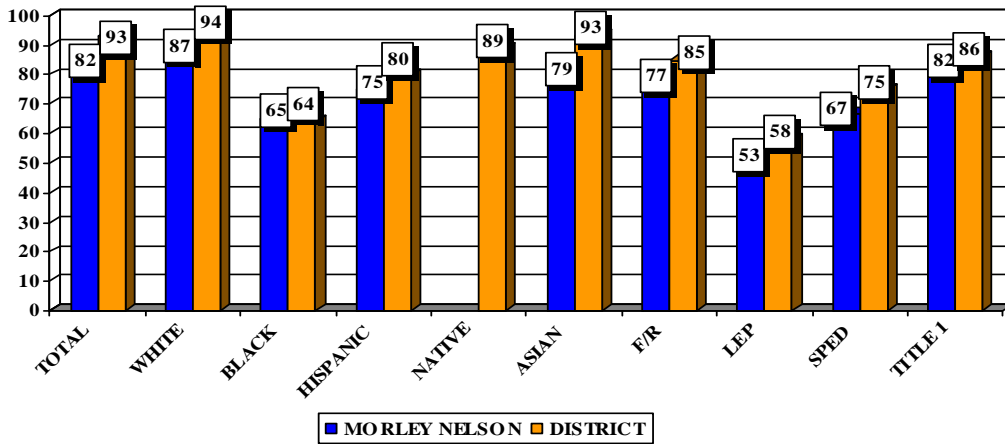
Idaho Standards Achievement Test - Math 3rd - 6th Grade Longitudinal Data - 2009 %age of Proficient/Advanced Students



Idaho Standards Achievement Test - Language
 3rd - 6th Grade Longitudinal Data - 2009
 %age of Proficient/Advanced Students



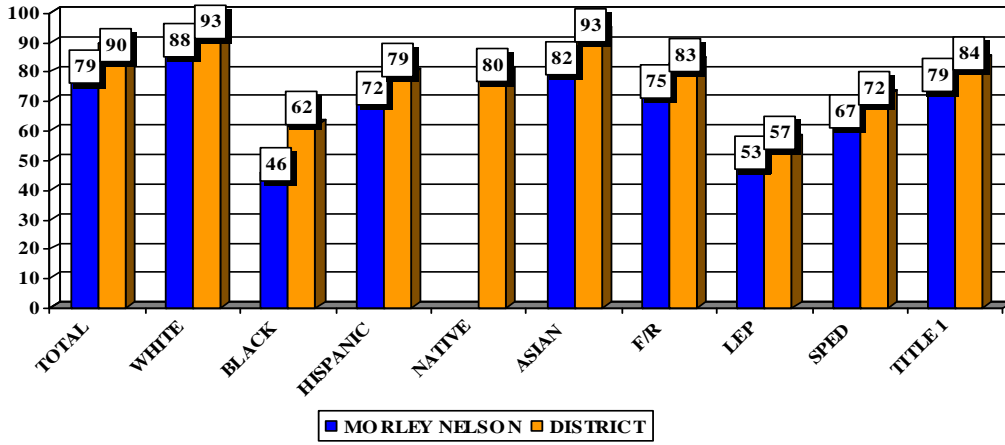
Idaho Standards Achievement Test
 3rd - 6th Grade Standards Test - Spring 2009
 2008-09 Disaggregated Groups
 %age of Proficient/Advanced Students - Reading



NUMBER OF STUDENTS IN DISAGGREGATED GROUPS - THIRD THROUGH SIXTH GRADES

	WHITE	BLACK	HISPANIC	NATIVE	ASIAN
MORLEY NELSON	142	15	66	4	11
DISTRICT	5482.5	140	556.5	25	231.5
	LEP	SPED	F/R	TITLE 1	
MORLEY NELSON	42	25.5	163.5	240	
DISTRICT	274	601.5	2378.5	2258.5	

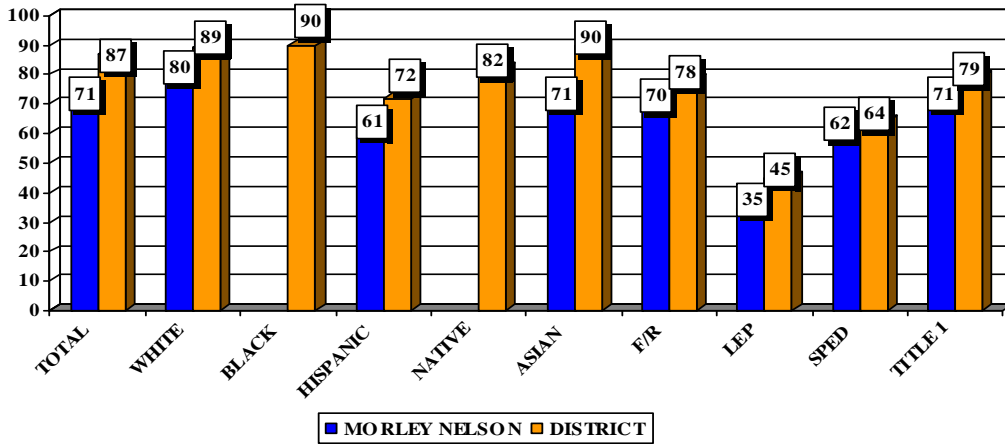
Idaho Standards Achievement Test
 3rd - 6th Grade Standards Test - Spring 2009
 2008-09 Disaggregated Groups
 %age of Proficient/Advanced Students - Math



NUMBER OF STUDENTS IN DISAGGREGATED GROUPS - THIRD THROUGH SIXTH GRADES

	WHITE	BLACK	HISPANIC	NATIVE	ASIAN
MORLEY NELSON	143	10.5	63	3.5	11.5
DISTRICT	5390	136.5	526.5	22.5	232.5
	LEP	SPED	F/R	TITLE 1	
MORLEY NELSON	42.5	25.5	159	233.5	
DISTRICT	277.5	572.5	2316.5	2203.5	

Idaho Standards Achievement Test
 3rd - 6th Grade Standards Test - Spring 2009
 2008-09 Disaggregated Groups
 %age of Proficient/Advanced Students -Language



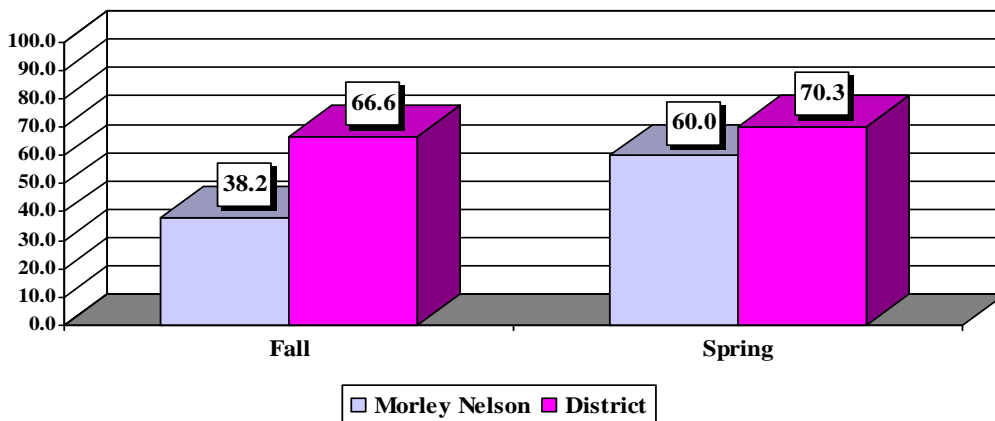
NUMBER OF STUDENTS IN DISAGGREGATED GROUPS - THIRD THROUGH SIXTH GRADES

	WHITE	BLACK	HISPANIC	NATIVE	ASIAN
MORLEY NELSON	130	9	53	4	10
DISTRICT	5212	124.5	476.5	23	225
	LEP	SPED	F/R	TITLE 1	
MORLEY NELSON	28	23.5	148	208	
DISTRICT	209.5	514	2179.5	2065	

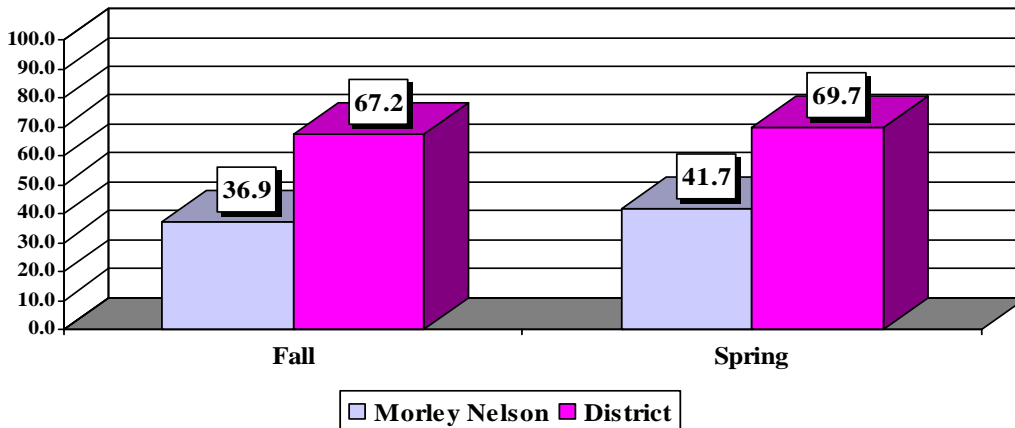
CURRICULUM-BASED MEASUREMENT

Curriculum-Based Measurement (CBM) is a Boise District measure of student reading fluency. Each District 4th, 5th, and 6th grader reads aloud for one minute from three different grade level reading passages. His/her fluency rate is determined by counting the number of accurately read words from the testing session. School and District averages are developed for fall and spring testing. The fall benchmark words per minute are: 4th grade, 101 words per minute; 5th grade, 114; and 6th grade, 133. The spring benchmark words per minute are: 4th grade, 129 words per minute; 5th grade, 145; and 6th grade, 157.

2008-09 CBM - 4th Grade
%age of Students Achieving District Goals



2008-09 CBM - 5th Grade
%age of Students Achieving District Goals



2008-09 CBM - 6th Grade
%age of Students Achieving District Goals

